


High Performance Industry

venair

Flexible silicone hoses for industrial engines



Fluid solutions. Solid performance.

● ABOUT US

At **Venair**, we design and create fluid transfer solutions that help top leading companies run all their operations with precision and reliability.

Today, we present more than 35 years of experience manufacturing custom high-quality product and delivering direct assistance to the most demanding industries across the world.

Together, we will achieve the maximum operability for your critical applications.



Sistema de
Gestión
ISO 9001:2015
ISO 14001:2015
www.tuv.com
ID 0910078058



HEADQUARTERS (SPAIN)

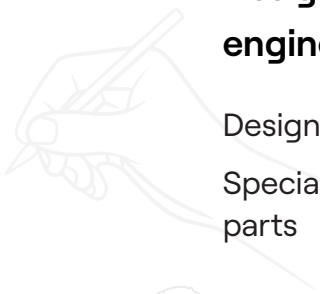
+35 years of meaningful innovation

We're involved in each part of the creation, design and engineering of the solution.



Material research and product development

Research of new materials
Development of new products or improvement of existing ones



Design and engineering support

Design advice
Specialized in the design of customized parts



Quality assurance

Tailor-made testing for each application
Product certifications required for each market or customer



Custom manufacturing

Custom pieces
Process automation for series production



High Performance Industry

In Venair we work in the High performance industry sector where you can find solutions for railway, bus & trucks, aerospace, industrial vehicles, ventilation and marine.

Having and offering products for all kind of applications, from water cooling systems to turbo & intercooler systems.



• Content

1	Products	05
2	Special custom engineered solutions	17
3	Specification Charts	21
4	Venair in the world	27

1. Products

• Water Cooling Systems

SIL 200	Silicone hoses for cooling and heating systems	06
SIL 700V	Wired silicone hoses for cooling and heating systems	07
LL-RT	Silicone hoses for OAT cooling and heating systems	08
HEATER	Braided silicone tubing for cooling and heating systems	09
SIL 500	Silicone hoses for wet exhaust systems in marine industry	10
SIL FR-V0	Flame resistance hoses for cooling and turbo systems	11
SIL FR-HL	Flame resistance hoses for cooling and turbo systems in railway industry	12

• Turbo & Intercooler Systems

SIL TURBO	Silicone hoses for turbocharger - Intercooler/CAC hoses	13
-----------	---	----

• Hot Air


MT-MTD	Neoprene ducting for high temperature air.	14
HT-HTD	Silicone ducting for high temperature air.	15
MTD ECO	Flame retardant neoprene ducting for railway industry.	16



Flexible silicone hose

VENA® SIL 200/240

 **Material**
Blue Silicone VMQ
(Vinyl Methyl Quality)
+ Polyester fabric

 **Temperature**
-60°C / +180°C
(-67°F / +356°F)

CONSTRUCTION

- SIL 200: 3 plies of polyester fabric
- SIL 240: 4 plies of polyester fabric
- It can also be supplied with another type of textile reinforcement (Aramid, fiberglass).

● APPLICATIONS

For use in water cooling and heating systems in buses, coaches, trucks, industrial vehicles, railway, marine, aerospace, cogeneration units, and transport of high temperature fluids in general industry.

CERTIFICATIONS

- SAE J20 R1 Class A.
- Material used in accordance with EU Directive 2015/863 for Restriction of the use of hazardous substances (RoHS 3).

CONFIGURATIONS

- SIL MRLN: Special construction for high pressure resistance.
- SIL 200/240-X: Conductive silicone material.

STANDARD WALL THICKNESS

- SIL 200: 4,3mm (+1/-0,5mm) / 0,17" (+0,04/-0,02")
- SIL 240: 5,3mm (+1/-0,5mm) / 0,20" (+0,04/-0,02")

STANDARD MANUFACTURING LENGTH


From 1 to 4m (3,28 to 13,12ft).
Can be cut to smaller lengths upon customer request.

APPEARANCE

Smooth outer and inner appearance.





Technical Table
See on page: 21



Highly flexible smooth silicone hose

VENA® SIL 700V

 **Material**
Blue Silicone VMQ
(Vinyl Methyl Quality)
+ Polyester fabric
+ Steel wire spring

 **Temperature**
-60°C / +180°C
(-67°F / +356°F)

CONSTRUCTION

Spiral steel wire between two plies of polyester fabric covered in blue silicone.

APPLICATIONS

Suitable for use where a small bending radius is required. It is capable for vacuuming applications thanks to its wire spiral.

CERTIFICATIONS

- SAE J20R2 Class A.
- Material used in accordance with EU Directive 2015/863 for Restriction of the use of hazardous substances (RoHS 3).

CONFIGURATIONS

SIL 700V-X: Conductive silicone material.

STANDARD WALL THICKNESS

Depending on diameter.

STANDARD MANUFACTURING LENGTH


From 1 to 4m (3,28 to 13,12ft).
Can be cut to smaller lengths upon customer request.

APPEARANCE

Smooth outer and inner appearance.




Technical Table
See on page: 21



High-tech silicone hose

VENA® LL/RT

 **Material**
Brick red Silicone VMQ
(Vinyl Methyl Quality)
+ High Temperature
fabric

 **Temperature**
-60°C / +200-220°C
(-67°F / +356-428°F)

CONSTRUCTION

Venair LL-RT construction is the most technically advanced solution to extreme operating conditions and resistance to the modern aggressive coolants in the market, thanks to its several textile reinforcements.

● APPLICATIONS

Specially recommended for OAT (organic acid technology) coolants. For cooling systems where the hoses stand hard-working conditions. It is highly recommended for cooling systems in buses, coaches, lorries and industrial vehicles. Its construction is specifically designed to suit EURO 5-6 engines since it's made with several special textile reinforcements and it stands out for its high thermal and mechanical resistance.

CERTIFICATIONS

- O.A.T Specific coolant straight hose, SAE J20 R1 Class A.
- Pulse Pressure Fatigue Test during 1391 hours, 500.000 cycles. Pressure test shows no pressure resistance loss after aging, no signs of chemical incompatibility with the coolant, small/regular opening angle, no diametric expansion after work.
- Material is used in accordance with EU Directive 2015/863 for Restriction of the use of hazardous substances (RoHS 3).

STANDARD WALL THICKNESS

- SIL 200 LL/RT: 4,3mm (+1/-0,5mm) / 0,17" (+0,04/-0,02").
- SIL 240 LL/RT: 5,3mm (+1/-0,5mm) / 0,20" (+0,04/-0,02").

STANDARD MANUFACTURING LENGTH

From 1 to 4m (3,28 to 13,12ft).
Can be cut to smaller lengths upon customer request.



Technical Table
See on page: 22



Braided silicone tubing

VENA[®] TECHNOSIL – HEATER HOSE



Material

Silicone VMQ
(Vinyl Methyl Quality)
+ Polyester braiding



Temperature

-60°C / +180°C
(-67°F / +356°F)

● APPLICATIONS

This product is used in connecting heater systems and other components in the coolant circulating systems of ground vehicles.



STANDARD WALL THICKNESS

Depending on diameter.



CERTIFICATIONS

- SAE J20R3 Class A.
- Material used in accordance with EU Directive 2015/863 for Restriction of the use of hazardous substances (RoHS 3).



STANDARD MANUFACTURING LENGTH

Standard rolls of 76,2m (250ft.) delivered on a plastic spool. Other lengths are possible upon request.



APPEARANCE

Extruded hose with smooth inner and outer appearance.




Technical Table
See on page: 23



Silicone hoses for wet exhaust systems in marine industry (Lloyd's approved)

VENA[®] SIL 500

 **Material**
Bright red silicone inner layer + Blue VMQ (Vinyl Methyl Quality) + Polyester fabric

 **Temperature**
-55°C / +180°C
(-67°F / +356°F)

CONSTRUCTION

Wide range of inner diameters (6mm to 508mm or 1/4" to 20") for straight hoses, elbows and sleeves with convolutions.

● APPLICATIONS

Used in boats and yachts for water cooled exhaust systems.

CERTIFICATIONS

- This product has the Type Approval Certificate (TAC) number 12/00066 issued by Lloyd's Register, which certify the compliance with the SAE 2006 for the three styles R1, R2 and R3 and also with the ISO/DIN 13363 for silicone pieces used in the marine wet exhaust system.
- Material used is in accordance with EU Directive 2015/863 for Restriction of the use of hazardous substances (RoHS 3).

STANDARD WALL THICKNESS

Depending on diameters:


- Ø6 to Ø35mm:
 - 4.3mm (+1.0/-0.5 mm)
 - 3 Plies of polyester
- Ø38 to Ø150mm:
 - 5.3mm (+1.0/-0.5 mm)
 - 4 Plies of polyester
- Ø151 to Ø300mm:
 - 7.0mm (+1.5/-0.7 mm)
 - 5 Plies of polyester
- Ø301 to Ø508mm:
 - 10.0mm (+1.5/-0.7 mm)
 - 6 Plies of polyester

STANDARD MANUFACTURING LENGTH

- Straight hoses:
 - From 1000 to 4000 mm (3.28ft to 13.12ft)
- Convoluted hoses:
 - 100, 160, 170, 200, 220, 250, 300, 350 mm.
- Elbows (legs):
 - 100x100, 150x150, and 200x200 mm
- Range of diameters:
 - From 6mm (1/4") to 508 mm (20").

● VENAIR HIGH PERFORMANCE INDUSTRY

WATER COOLING SYSTEMS



Flame resistant hoses for cooling and turbo systems

VENA® SIL FR-V0



Material

Silicone VMQ
(Vinyl Methyl Quality)
+ High Temperature fabric



Temperature

-60°C / +200-220°C
(-67°F / +392-428°F)



CONSTRUCTION

Special silicone formulation built with several textile reinforcements, specially designed to comply with the most demanding Flammability Standards. Can be manufactured with steel wire spiral. Class. V0 (UL-94).



STANDARD WALL THICKNESS

→ 3.7mm (+1.0/-0.5mm), 4.5mm (+1.0/-0.5mm).
→ 5.5mm (+1.5/- 0.7mm) with wire.



APPLICATIONS

For cooling and turbocharger systems and other liquid or air conduction systems in any kind of engine or vehicle subjected to special Flammability Regulations.



STANDARD MANUFACTURING LENGTH

From 1 to 4m (3,28 to 13,12ft). All our standard or customized products can be produced with this option.



CERTIFICATIONS

→ This reference is classified as V0 by the flammability specification UL-94 (flame retardant and self extinguishing).



CONFIGURATIONS

→ Customized shapes also available.



Technical Table
See on page: 23/24



Material
Silicone VMQ
(Vinyl Methyl Quality)
+ High Temperature
fabric



Temperature
-60°C / +200-220°C
(-67°F / +392-428°F)

Flame resistant hoses for cooling
and turbo systems in railway industry

VENA® SIL FR-HL



CONSTRUCTION

Special silicone formulation built with several textile reinforcements, specially designed to comply with the most demanding Flammability Standards. Can be manufactured with steel wire spiral.

Class. HL2 R22 & R23 (EN-45545-2).



STANDARD WALL THICKNESS

→ 3.7mm (+1.0/-0.5mm), 4.5mm (+1.0/-0.5mm).

→ 5.5mm (+1.5/- 0.7mm) with wire.



APPLICATIONS

For cooling and turbocharger systems and other liquid or air conduction systems in any kind of engine or vehicle subjected to special Flammability Regulations.



STANDARD MANUFACTURING LENGTH

From 1 to 4m (3,28 to 13,12ft). All our standard or customized products can be produced with this option.



CERTIFICATIONS

Meets or exceeds the EN-45545-2 HL2 (R22 & R23) rating.



CONFIGURATIONS

→ Customized shapes also available.





Technical Table
See on page: 24/25



Silicone hoses for turbocharger - Intercooler / CAC hoses

VENA® SIL TURBO

 **Material**
Silicone VMQ
(Vinyl Methyl Quality)
+FVMQ (Fluor - Vinyl
Methyl Quality) Inside.

 **Temperature**
-55°C / +200-220°C
(-67°F / +392-428°F)

CONSTRUCTION

Several Aramid plies

Alternatives:

→ Inner liner of FKM material

→ Inner liner of VMQ material

STANDARD MANUFACTURING LENGTH

Customized product.

● APPLICATIONS

Used in turbocharger systems for industrial vehicles, due to its high capacity to withstand hydrocarbons and/or oil particles in the cooling pressurized air.

APPEARANCE

Smooth piece with convolutions.

STANDARD WALL THICKNESS

It depends on the diameter and the number of plies. Please consult.

● OTHER AVAILABLE OPTIONS:

→ REDUCER TURBOLOADER

→ STRAIGHT CONNECTOR

→ REDUCER ELBOW 90

CERTIFICATIONS


Silicone rubber used is in accordance with EU Directive 2002/95/ECC for Restriction of the use of hazardous substances (RoHS 3).






Neoprene ducting for high temperature air

VENA[®] MT/MTD

 **Material**
Neoprene
and fiberglass.

 **Temperature**
-55°C / +125°C
(-67°F / +257°F)

CONSTRUCTION

- MT: One layer of fiberglass with neoprene and visible steel wire spiral inside.
- MTD: Two layers of fiberglass with neoprene and steel wire spiral between layers.

STANDARD MANUFACTURING LENGTH


4m (13.12ft). Diameters between 13 and 300mm (1/2" to 12").

● APPLICATIONS

To transport hot air in printing machines and plastic bag production machines and for extraction of engine fumes.

OUTER APPEARANCE

→ STANDARD: Corrugated and black.




CERTIFICATIONS

Material used is in accordance with EU Directive 2015/863 for Restriction of the use of hazardous substances (RoHS3).



Technical Table
See on page: 26



Neoprene ducting for high temperature air

VENA® HT/HTD



Material

Silicone VMQ
(Vinyl Methyl Quality)
and fiberglass.



Temperature

-55°C / +260-300°C
(-67°F / +500-572°F)



CONSTRUCTION

- HT: One layer of fiberglass with silicone and visible steel wire spiral inside the hose.
- HTD: Two layers of fiberglass with silicone and steel wire spiral between the layers.



STANDARD MANUFACTURING LENGTH

4m (13.12ft). Diameters between 13 and 300mm.




APPLICATIONS

For the extraction of hot air from ceramic kilns. Suitable for its use in heating airplane or helicopter cockpits, ventilation and climate control in any kind of vehicles.



APPEARANCE

- Corrugated and red.

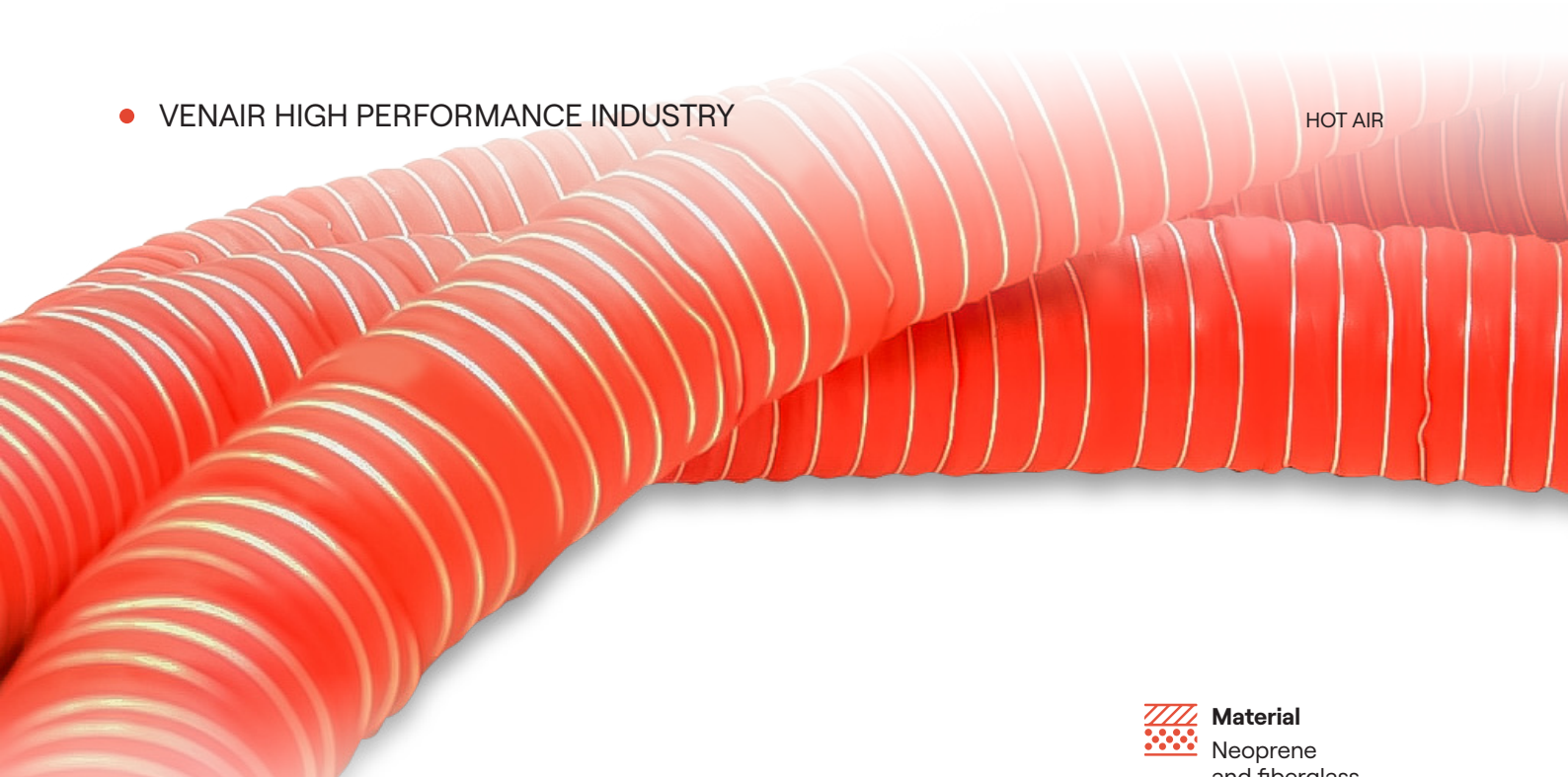


CERTIFICATIONS

Material used is in accordance with EU Directive 2015/863 for Restriction of the use of hazardous substances (RoHS 3).





Technical Table
See on page: 26



Flame retardant neoprene ducting
for railway industry

VENA® MTD ECO

 **Material**
Neoprene
and fiberglass.

 **Temperature**
-55°C / +125°C
(-67°F / +257°F)

CONSTRUCTION

→ Fiberglass with pink color neoprene; HL3
R22 & R23 (EN-45545-2) and VO (UL94)

STANDARD MANUFACTURING LENGTH

4m (13.12ft). Diameters between 13 and
300mm.

APPLICATIONS

To be used in air ventilation in trains, in the
cooling of electronic units, in the transport of
hot air in printing machines and plastic bag
production machines and for extraction of
engine fumes.

APPEARANCE

→ ECO EN-45545: Corrugated and pink.

CERTIFICATIONS

Material used is in accordance with EU
Directive 2015/863 for Restriction of the use of
hazardous substances (RoHS 3).

Vena® MTD ECO meets the EN-45545-2 HL3
(R22 & R23) and the VO (UL94) rating.




Technical Table
See on page: 25

2. Special custom engineered solutions

Venair's main added value is the capacity to manufacture and deliver any kind of custom made product to suit the market requirements.

As so, we offer different kind of solutions that can be applied to any of the products from the industrial catalogue.



High Temperature insulation

TELCRA® HT



MATERIAL - CONSTRUCTION

Ultralight insulation material covered by silicone.



APPLICATIONS

For insulating silicone hoses with both cold and hot liquids or semi-liquids for improving the system efficiency and for protecting from high temperatures when needed.

- → Lightweight material with a very low thermal conductivity (0.12 W/m.K).
- → This product can be applied to any Venair silicone hose.



Aluminum protection foil for specific focus of temperature

ALU PROTECTIONS



MATERIAL - CONSTRUCTION

Special Aluminum coated fiberglass.



APPLICATIONS

This solution is used mainly to reflect the heat radiation when the hose is very near to the heat focus, which grants a longer life to the product.

- → Perfect adhesion to silicone material.
- → This product can be applied to any Venair silicone hose.



Custom engineered connections

HOSE-FITTING COMBINATION



MATERIAL - CONSTRUCTION

Any material can be used (Inox, Aluminum, plastic...). Standard or custom design.



APPLICATIONS

For improving the connection systems, reducing the leaks and increasing efficiency against extreme working conditions while reducing time assembly and warranty issues.



- → Custom design for maximizing efficiency.
- → Crimped or embedded on the hose.

CUSTOM SHAPES AND DUCTINGS



MATERIAL - CONSTRUCTION

Wide variety of materials and constructions adapted to each requirement.



APPLICATIONS

Manufactured according to customer's needs for any industrial application.



- → Custom design for maximizing efficiency
- → Customized product.

CUSTOM MARKING




MATERIAL - CONSTRUCTION

Laser marking.



APPLICATIONS

Marking can be customized according to customer's needs.



- → Any customer reference and additional logotype can be added to the Venair standard marking.
- → All our silicone products and metal connections can be marked by laser.

3. Specification Charts

VENA® SIL 200/240

INNER DIAMETER*		WORKING PRESSURE				BURSTING PRESSURE			
		ISO 1402/2009				ISO 1402/2009			
mm	inch	bar (Sil200)	psi (Sil200)	bar (Sil240)	psi (Sil240)	bar (SIL200)	psi (SIL200)	bar (SIL240)	psi (SIL240)
6	1/4	16.1	234	21.2	309	48.5	703	63.5	928
13	1/2	9.7	141	12	174	29.1	422	36.0	522
19	3/4	7.2	104	9.3	135	21.8	316	28.0	406
25	1	5.9	86	7.6	110	17.7	257	23.0	334
32	1 1/4	4.9	71	6.3	91	14.7	213	19.0	276
38	1 1/2	4.3	62	5.6	81	12.9	187	17.0	247
45	1 3/4	3.7	54	5.0	73	11.3	164	15.0	218
51	2	3.4	49	4.6	67	10.3	149	14.0	203
57	2 1/4	3.1	45	4.3	62	9.4	136	13.0	189
63	2 1/2	2.9	42	4.0	58	8.8	128	12.0	174
70	2 3/4	2.7	39	3.6	52	8.1	117	11.0	160
76	3	2.5	36	3.3	48	7.5	109	10.0	145
80	3 1/8	2.3	33	3.3	48	6.9	100	10.0	145
90	3 1/2	1.9	28	3.0	44	5.7	83	9.0	131
100	4	1.6	23	2.6	38	5.0	73	8.0	116

*Other diameters can also be manufactured. Please consult.

** Pressure data is noted at ambient temperature. Pressure values should be reduced by 20% for each increase of 100°C (21°F).

VENA® SIL 700V

INNER DIAMETER*		WORKING PRESSURE		BURSTING PRESSURE		BENDING RADIUS	
		ISO 1402/2009		ISO 1402/2009		ISO 10619-1	
mm	inch	bar	psi	bar at 20°C	psi at 68°F	mm	inch
6	1/4	18.8	272.9	56.4	818.7	21	0.8
10	3/8	17.5	253.3	52.4	760	28	1.1
13	1/2	16.5	239.3	49.5	717.8	34	1.3
19	3/4	14.7	212.7	44	638.2	49	1.9
25	1	13	188.3	38.9	564.8	66	2.6
30	1 3/16	11.7	169.5	35.1	508.5	82	3.2
38	1 1/2	9.8	142.5	29.5	427.4	113	4.4
51	2	7.3	106.6	22.0	319.7	173	6.8
63	2 1/2	5.7	82.1	17.0	246.4	239	9.4
76	3	4.5	65.2	13.5	195.5	324	12.7

*Other diameters can also be manufactured. Please consult.

** Pressure data is noted at ambient temperature. Pressure values should be reduced by 20% for each increase of 100°C (21°F).

VENA® SIL LL-RT 200

INNER DIAMETER*		WALL THICKNESS		WORKING PRESSURE		BURSTING PRESSURE	
				ISO 1402/2009		ISO 1402/2009	
mm	inch	+1/-0,5 mm	+0,04/-0,02 inch	bar at 20°C	psi at 68°F	bar at 20°C	psi at 68°F
18	11/16	4.3	0.17	13.4	194.3	40.3	584.4
25	1	4.3	0.17	8.4	121.8	25.3	366.9
35	1 3/8	4.3	0.17	5.5	79.2	16.2	237.5
38	1 1/2	4.3	0.17	4.6	66.7	13.7	198.7
48	1 7/8	4.3	0.17	4.1	59.5	12.3	178.4
60	2 3/8	4.3	0.17	3.5	51.2	10.6	153.7
65	2 9/16	4.3	0.17	3.3	47.9	9.9	143.6
70	2 3/4	4.3	0.17	3.1	44.5	9.2	133.4
75	3	4.3	0.17	2.8	40.6	8.4	121.8
80	3 1/8	4.3	0.17	2.6	37.2	7.7	111.7
90	3 1/2	4.3	0.17	2.1	30.5	6.3	91.4

*Other diameters can also be manufactured. Please consult.

** Pressure data is noted at ambient temperature. Pressure values should be reduced by 20% for each increase of 100°C (21°F).

VENA® SIL LL-RT 240

INNER DIAMETER*		WALL THICKNESS		WORKING PRESSURE		BURSTING PRESSURE	
				ISO 1402/2009		ISO 1402/2009	
mm	inch	+1/-0,5 mm	+0,04/-0,02 inch	bar at 20°C	psi at 68°F	bar at 20°C	psi at 68°F
18	11/16	5.3	0.21	14.6	211.7	43.8	635.1
25	1	5.3	0.21	10.4	150.8	31.3	453.9
35	1 3/8	5.3	0.21	8.4	122.2	22.7	366.8
38	1 1/2	5.3	0.21	7.8	113.1	23.5	340.8
48	1 7/8	5.3	0.21	6.1	88.5	18.3	265.4
60	2 3/8	5.3	0.21	5.4	78.3	16.1	233.5
65	2 9/16	5.3	0.21	5	72.5	15	217.5
70	2 3/4	5.3	0.21	4.7	68.2	14.1	204.5
75	3	5.3	0.21	4.4	63.8	13.4	194.3
80	3 1/8	5.3	0.21	4.2	60.9	12.6	182.7
90	3 1/2	5.3	0.21	3.7	53.7	11.2	162.4
100	4	5.3	0.21	2.2	31.9	6.5	94.3

*Other diameters can also be manufactured. Please consult.

** Pressure data is noted at ambient temperature. Pressure values should be reduced by 20% for each increase of 100°C (21°F).

VENA® TECHNOSIL – HEATER HOSE

INNER DIAMETER*		OUTER DIAMETER		WORKING PRESSURE		BURSTING PRESSURE	
				ISO 1402/2009		ISO 1402/2009	
mm	inch	+1/-0,5 mm	+0,04/-0,02 inch	bar at 20°C	psi at 68°F	bar at 20°C	psi at 68°F
6.3	1/4	13.2	1/2	9.6	139	28.8	418
7.9	1/3	15	3/5	8.8	128	26.5	384
9.5	3/8	16.6	2/3	7.7	112	23	334
12.7	1/2	20.3	4/5	6.8	99	20.3	294
15.8	5/8	24.5	1	5.9	86	17.8	258
19	3/4	27.9	1	5.1	74	15.2	220
22	7/8	31.3	1 1/4	5	73	15	218
25.4	1	34.5	1 1/3	4.9	71	14.8	215
28	1 1/8	38	1 1/2	4.4	64	13.2	191
32	1 1/4	43	1 2/3	3.9	57	11.8	171

*Other diameters can also be manufactured. Please consult.

** Pressure data is noted at ambient temperature. Pressure values should be reduced by 20% for each increase of 100°C (21°F).

VENA® SIL 200 FR-V0

INNER DIAMETER*		WALL THICKNESS		WORKING PRESSURE		BURSTING PRESSURE	
				ISO 1402/2009		ISO 1402/2009	
mm	inch	+1/ -0,5 mm	+0,04/-0,02 inch	bar at 20°C	psi at 68°F	bar at 20°C	psi at 68°F
18	11/16	3.7	0.15	13.4	194.3	40.3	584.4
25	1	3.7	0.15	8.4	121.8	25.3	366.9
35	1 3/8	3.7	0.15	5.5	79.2	16.2	237.5
38	1 1/2	3.7	0.15	4.6	66.7	13.7	198.7
48	1 7/8	3.7	0.15	4.1	59.5	12.3	178.4
60	2 3/8	3.7	0.15	3.5	51.2	10.6	153.7
65	2 9/16	3.7	0.15	3.3	47.9	9.9	143.6
70	2 3/4	3.7	0.15	3.1	44.5	9.2	133.4
75	3	3.7	0.15	2.8	40.6	8.4	121.8
80	3 1/8	3.7	0.15	2.6	37.2	7.7	111.7
90	3 1/2	3.7	0.15	2.1	30.5	6.3	91.4

*Other diameters can also be manufactured. Please consult.

** Pressure data is noted at ambient temperature. Pressure values should be reduced by 20% for each increase of 100°C (21°F).

VENA® SIL 240 FR-V0

INNER DIAMETER*		WALL THICKNESS		WORKING PRESSURE		BURSTING PRESSURE	
				ISO 1402/2009		ISO 1402/2009	
mm	inch	+1/ -0,5 mm	+0,04/ -0,02 inch	bar at 20°C	psi at 68°F	bar at 20°C	psi at 68°F
18	11/16	4.5	0.18	14.6	211.7	43.8	635.1
25	1	4.5	0.18	10.4	150.8	31.3	453.9
35	1 3/8	4.5	0.18	8.4	122.2	22.7	366.8
38	1 1/2	4.5	0.18	7.8	113.1	23.5	340.8
48	1 7/8	4.5	0.18	6.1	88.5	18.3	265.4
60	2 3/8	4.5	0.18	5.4	78.3	16.1	233.5
65	2 9/16	4.5	0.18	5	72.5	15	217.5
70	2 3/4	4.5	0.18	4.7	68.2	14.1	204.5
75	3	4.5	0.18	4.4	63.8	13.4	194.3
80	3 1/8	4.5	0.18	4.2	60.9	12.6	182.7
90	3 1/2	4.5	0.18	3.7	53.7	11.2	162.4
100	4	4.5	0.18	2.2	31.9	6.5	94.3

*Other diameters can also be manufactured. Please consult.

** Pressure data is noted at ambient temperature. Pressure values should be reduced by 20% for each increase of 100°C (21°F).

VENA® SIL 200 FR-HL

INNER DIAMETER*		WALL THICKNESS		WORKING PRESSURE		BURSTING PRESSURE	
				ISO 1402/2009		ISO 1402/2009	
mm	inch	+1/ -0,5 mm	+0,04/ -0,02 inch	bar at 20°C	psi at 68°F	bar at 20°C	psi at 68°F
18	11/16	3.7	0.15	13.4	194.3	40.3	584.4
25	1	3.7	0.15	8.4	121.8	25.3	366.9
35	1 3/8	3.7	0.15	5.5	79.2	16.2	237.5
38	1 1/2	3.7	0.15	4.6	66.7	13.7	198.7
48	1 7/8	3.7	0.15	4.1	59.5	12.3	178.4
60	2 3/8	3.7	0.15	3.5	51.2	10.6	153.7
65	2 9/16	3.7	0.15	3.3	47.9	9.9	143.6
70	2 3/4	3.7	0.15	3.1	44.5	9.2	133.4
75	3	3.7	0.15	2.8	40.6	8.4	121.8
80	3 1/8	3.7	0.15	2.6	37.2	7.7	111.7
90	3 1/2	3.70	0.15	2.1	30.5	6.3	91.4

*Other diameters can also be manufactured. Please consult.

** Pressure data is noted at ambient temperature. Pressure values should be reduced by 20% for each increase of 100°C (21°F).

VENA® SIL 240 FR-HL

INNER DIAMETER*		WALL THICKNESS		WORKING PRESSURE		BURSTING PRESSURE	
				ISO 1402/2009		ISO 1402/2009	
mm	inch	+1/ -0,5 mm	+0,04/ -0,02 inch	bar at 20°C	psi at 68°F	bar at 20°C	psi at 68°F
18	11/16	4.5	0.18	14.6	211.7	43.8	635.1
25	1	4.5	0.18	10.4	150.8	31.3	453.9
35	1 3/8	4.5	0.18	8.4	122.2	22.7	366.8
38	1 1/2	4.5	0.18	7.8	113.1	23.5	340.8
48	1 7/8	4.5	0.18	6.1	88.5	18.3	265.4
60	2 3/8	4.5	0.18	5.4	78.3	16.1	233.5
65	2 9/16	4.5	0.18	5	72.5	15	217.5
70	2 3/4	4.5	0.18	4.7	68.2	14.1	204.5
75	3	4.5	0.18	4.4	63.8	13.4	194.3
80	3 1/8	4.5	0.18	4.2	60.9	12.6	182.7
90	3 1/2	4.5	0.18	3.7	53.7	11.2	162.4
100	4	4.5	0.18	2.2	31.9	6.5	94.3

*Other diameters can also be manufactured. Please consult.

** Pressure data is noted at ambient temperature. Pressure values should be reduced by 20% for each increase of 100°C (21°F).

VENA® MTD ECO

INNER DIAMETER*		WALL THICKNESS		WORKING PRESSURE		BURSTING PRESSURE		VACUUM RESISTANCE		BENDING RADIUS	
				ISO 1402/2009		ISO 1402/2009		ISO 7233/2006		ISO 10619-1	
mm	inch	+0.04/- 0.02 mm	+1.57x10 ⁻³ / -7.87x10 ⁻⁴ inch	bar at 20°C	psi at 68°F	bar at 20°C	psi at 68°F	bar at 20°C	psi at 68°F	mm	inch
25	1	2.36	0.091	2.27	32.92	6.81	98.75	0.66	9.57	38	1.50
50	1 31/32	2.36	0.091	1.80	26.10	5.4	78.3	0.52	7.54	75	2.95
75	2 61/64	2.70	0.106	1.42	20.59	4.26	61.77	0.40	5.8	113	4.45
100	3 15/16	3.00	0.118	1.130	16.39	3.39	49.16	0.31	4.5	151	5.94
130	5 1/8	3.00	0.118	0.85	12.33	2.55	36.98	0.23	3.34	196	7.72
200	7 7/8	3.20	0.126	0.45	6.53	1.35	19.58	0.12	1.74	302	11.89
300	11 13/16	3.20	0.126	0.18	2.61	0.54	7.83	0.04	0.58	452	17.80

*Other diameters can also be manufactured. Please consult.

** Pressure data is noted at ambient temperature. Pressure values should be reduced by 20% for each increase of 100°C (21°F).

VENA® MTD / VENA® HTD

INNER DIAMETER*		WALL THICKNESS		WORKING PRESSURE		BURSTING PRESSURE		VACUUM RESISTANCE		BENDING RADIUS	
				ISO 1402/2009		ISO 1402/2009		ISO 7233/2006		ISO 10619-1	
mm	inch	+0.04/-0.02 mm	+1.57x10 ⁻³ / -7.87x10 ⁻⁴ inch	bar at 20°C	psi at 68°F	bar at 20°C	psi at 68°F	bar at 20°C	psi at 68°F	mm	inch
25	1	2.16	0.085	2.27	32.87	6.8	98.60	0.66	9.6	38	1.49
34	1 11/32	2.16	0.085	2.08	30.23	6.25	90.68	0.61	8.77	51	2.02
50	1 31/32	2.16	0.085	1.8	26.05	5.39	78.15	0.52	7.48	75	2.97
75	2 61/64	2.5	0.098	1.42	20.64	4.27	61.93	0.4	5.82	113	4.46
100	3 15/16	2.8	0.11	1.13	16.36	3.39	49.09	0.31	4.53	151	5.94
150	5 29/32	2.8	0.11	0.78	11.28	2.33	33.84	0.21	3.04	211	8.31
200	7 7/8	3	0.118	0.45	6.46	1.34	19.37	0.12	1.67	302	11.87
300	11 13/16	3	0.118	0.18	2.55	0.53	7.64	0.04	0.61	452	17.81

*Other diameters can also be manufactured. Please consult.

** Pressure data is noted at ambient temperature. Pressure values should be reduced by 20% for each increase of 100°C (21°F).

VENA® MT/ VENA® HT

INNER DIAMETER*		WALL THICKNESS		WORKING PRESSURE		BURSTING PRESSURE		VACUUM RESISTANCE		BENDING RADIUS	
				ISO 1402/2009		ISO 1402/2009		ISO 7233/2006		ISO 10619-1	
mm	inch	+0.04/-0.02 mm	+1.57x10 ⁻³ / -7.87x10 ⁻⁴ inch	bar at 20°C	psi at 68°F	bar at 20°C	psi at 68°F	bar at 20°C	psi at 68°F	mm	inch
25	1	1.56	0.061	1.76	25.53	5.28	76.59	0.54	7.77	34	1.36
34	1 11/32	1.56	0.061	1.63	23.67	4.9	71.01	0.49	7.05	46	1.83
50	1 31/32	1.56	0.061	1.43	20.69	4.28	62.08	0.41	5.94	68	2.67
75	2 61/64	1.9	0.075	1.16	16.77	3.47	50.32	0.31	4.55	101	3.99
100	3 15/16	2.2	0.087	0.94	13.6	2.81	40.79	0.24	3.48	135	5.3
150	5 29/32	2.2	0.087	0.62	8.93	1.85	26.8	0.14	2.04	201	7.93
200	7 7/8	2.4	0.094	0.4	5.87	1.21	17.61	0.08	1.19	268	10.56
300	11 13/16	2.4	0.094	0.17	2.53	0.52	7.6	0.03	0.41	402	15.82

*Other diameters can also be manufactured. Please consult.

** Pressure data is noted at ambient temperature. Pressure values should be reduced by 20% for each increase of 100°C (21°F).

4. Venair in the world

EUROPE

- **VENAIR GMBH NORTH**
Dortmund - Germany
kontakt@venair.com
- **VENAIR GMBH SOUTH**
Freiberg am Neckar - Germany
kontakt@venair.com
- **VENAIR SARL**
Lyon - France
contact@venair.com
- **VENAIR SARL WEST**
Nantes - France
contact@venair.com
- **VENAIR SWEDEN**
Stockholm - Sweden
sesales@venair.com
- **VENAIR SP. Z O.O.**
Warszawa - Poland
plsales@venair.com
- **VENAIR O.O.O**
Moscow - Russia
rusales@venair.com
- **VENAIR ESPAÑA**
Terrassa - España
esventas@venair.com
- **VENAIR ÜRÜNLER**
Bursa - Turkey
venairtr@venair.com
- **VENAIR LTD**
Warrington - UK
uksales@venair.com
- **VENAIR MANUFACTURING S.R.L**
Ploiesti - Romania
rocontact@venair.com
- **VENAIR SRL**
Castelletto Monferrato - Italy
commerciale@venair.com
- **VENAIR D.O.O**
Zagreb - Croatia
hrsales@venair.com

ASIA

- **VENAIR INDIA SOUTH**
Karnataka - India
insales@venair.com
- **VENAIR INDIA WEST**
Maharashtra - India
insales@venair.com
- **VENAIR SHANGAI TRADING CO LTD**
Shangai - China
cnsales@venair.com
- **VENAIR SHANGAI TRADING CO LTD**
Guangzhou - China
cnsales@venair.com
- **VENAIR SHANGAI TRADING CO LTD**
Beijing - China
cnsales@venair.com
- **VENAIR SINGAPORE PTE LTD**
Singapore - Singapore
sgsales@venair.com
- **VENAIR THAILAND**
Bangkok - Thailand
thsales@venair.com
- **VINASIL VIETNAM CO LTD**
Ho Chi Minh City - Vietnam
vnsales@venair.com
- **VENAIR ISRAEL**
Petaj Tikva - Israel
ilsales@venair.com

AMERICA

- **VENAIR INC**
Miami gardens - USA
usasales@venair.com
- **VENAIR INC**
Philadelphia - USA
usasales@venair.com
- **VENAIR INC**
Merrimack - USA
usasales@venair.com
- **VENAIR MEXICO**
Cuautitlan Izcalli - México
mxsales@venair.com
- **VENAIR EIRELI**
São Paulo - Brasil
brsales@venair.com
- **VENAIR COLOMBIA**
Ciudad de Bogotá - Colombia
cosales@venair.com

AFRICA

- **VENAIR SOUTH AFRICA**
Johannesburg - South Africa
zasales@venair.com

venair

Fluid Solutions.
Solid performances.



Venair reserves the right to change, amend, modify, suspend, continue or terminate all or any part of this Catalogue at any time without notice. It is the user's responsibility to ensure the suitability and safety of the VENAIR products for all intended uses. All the tests must be conducted in accordance with applicable regulatory requirements in order to determine the safety and effectiveness for use of the hoses in any particular application.

Limited Warranty: For a period of 6 months from the date of sale, VENAIR warrants this product to be free from defects in materials and workmanship. Our only obligation will be to replace any portion proving defective, or at our option, to refund the purchase price thereof. User assumes all other risk, if any, including the risk of injury, loss or damage, direct or consequential, arising out of the use, misuse, or inability to use, this product. THIS WARRANTY IS IN LIEU OF THE WARRANTIES OF MERCHANTABILITY, FITNESS FOR PARTICULAR PURPOSE, AND ALL OTHER WARRANTIES, EXPRESSED OR IMPLIED. No deviation is authorized. VENAIR assumes no obligations or liability for any advice furnished by it, or for results obtained with respect to those products. All such advice is given and accepted at the buyer's risk. Vena, Venair and the Venair logo are trademarks of Venair Ibérica S.A.U.
ILB

CAT 47 REV 00 EN
Copyright 2023 | Venair Group | All rights reserved.